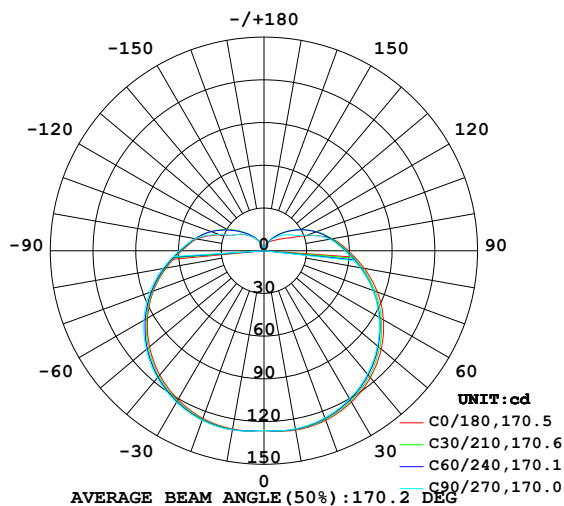


LUMINAIRE PHOTOMETRIC TEST REPORT

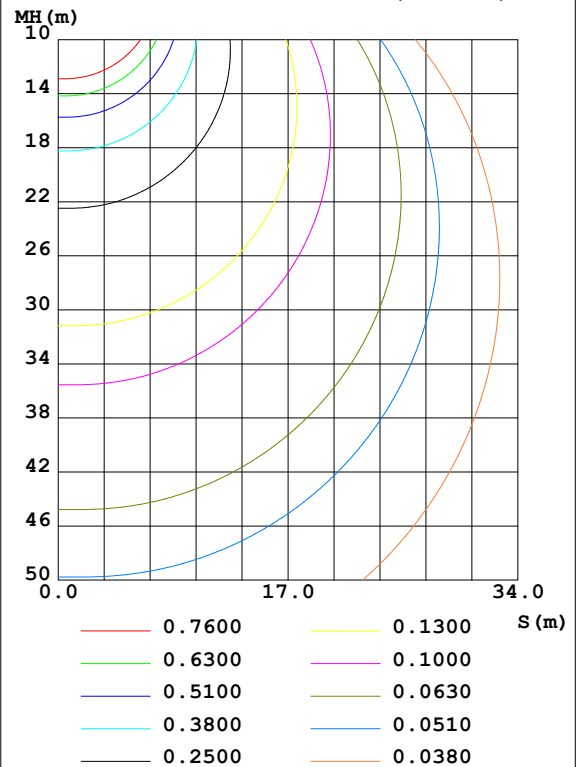
Test:U:120.00V I:0.0640A P:7.5300W PF:0.9810 Freq:60.00Hz Lamp Flux:772.73x1 lm		
NAME:	TYPE:	WEIGHT:
SPEC.:3500K	DIM.:	SERIAL No.:
MFR.:	SUR.: Φ 140*70mm	Shielding Angle:

DATA OF LAMP		PHOTOMETRIC DATA Eff: 102.62 lm/W			
MODEL	DLP-FM-8W-B	I _{max} (cd)	129.2	S/MH (C0/180)	1.43
NOMINAL POWER (W)	8	LOR (%)	100.0	S/MH (C90/270)	1.46
RATED VOLTAGE (V)	120	TOTAL FLUX (lm)	772.73	η UP,DN (C0-180)	11.3,38.1
NOMINAL FLUX (lm)	772.728	CIE CLASS	SEMI-D.	η UP,DN (C180-360)	11.5,39.0
LAMPS INSIDE	1	η up (%)	22.8	CIBSE SHR NOM	1.50
TEST VOLTAGE (V)	120	η down (%)	77.2	CIBSE SHR MAX	1.55

LUMINOUS INTENSITY DISTRIBUTION DIAGRAM



C0 PLANE ISOLUX DIAGRAM (UNIT:lx)



C Range: 0 - 360DEG
C Interval: 15.0DEG
Test Speed: HIGH
Temperature:25.3DEG
Operators:Qin Meng
Test Date:2025-06-27

γ Range: 0 - 180DEG
 γ Interval: 1.0DEG
Test System:EVERFINE GO-2000B_V1 SYSTEM V2.00.421
Humidity:65.0%
Test Distance:7.390m [K=1.0000]
Remarks:

ZONAL FLUX DIAGRAM

ZONAL FLUX DIAGRAM:

γ	C0	C45	C90	C135	C180	C225	C270	C315	γ	Φ zone	Φ total	%lum, lamp
10	127.8	127.3	127.0	126.9	127.1	127.6	127.8	128.0	0- 10	12.14	12.14	1.57,1.57
20	126.7	125.7	124.9	124.7	125.3	126.1	126.8	127.1	10- 20	35.95	48.09	6.23,6.23
30	122.7	121.3	120.1	119.9	120.8	121.9	122.9	123.3	20- 30	57.33	105.4	13.7,13.7
40	116.2	114.4	113.0	112.8	113.9	115.2	116.6	117.0	30- 40	74.33	179.8	23.3,23.3
50	107.4	105.4	104.0	103.6	104.9	106.4	107.9	108.3	40- 50	85.56	265.3	34.4,34.4
60	96.87	94.52	93.29	92.80	94.42	95.59	97.42	97.57	50- 60	90.31	355.6	46.1,46.1
70	84.72	82.40	81.42	80.90	82.63	83.46	85.39	85.39	60- 70	88.63	444.2	57.5,57.5
80	71.46	69.70	68.51	68.47	69.76	70.72	72.12	72.39	70- 80	81.26	525.5	68.1,68.1
90	59.23	57.93	56.81	56.96	57.81	58.60	59.58	60.03	80- 90	70.03	595.5	77.1,77.1
100	48.47	48.36	46.97	47.62	47.80	48.85	49.07	49.94	90-100	58.22	653.7	84.7,84.7
110	31.19	39.64	32.35	39.06	32.66	40.05	33.41	40.52	100-110	44.87	698.6	90.5,90.5
120	17.80	31.18	22.31	30.54	22.68	31.34	22.81	30.90	110-120	30.68	729.3	94.5,94.5
130	12.24	22.79	17.12	22.00	17.64	22.70	18.02	22.23	120-130	20.22	749.5	97.1,97.1
140	9.099	15.18	12.14	14.38	12.71	14.97	12.86	14.79	130-140	12.35	761.9	98.7,98.7
150	7.085	8.988	7.747	8.338	8.286	8.714	8.082	7.315	140-150	6.629	768.5	99.5,99.5
160	4.021	4.357	4.068	3.823	4.211	4.051	3.988	3.278	150-160	2.798	771.3	99.9,99.9
170	0.8221	0.9265	0.6990	0.2935	0.2688	0.1812	0.6123	0.5432	160-170	0.6794	772.0	100,100
180	0	0	0	0	0	0	0	0	170-180	0.0107	772.0	100,100
DEG	LUMINOUS INTENSITY:cd									UNIT:lm		

Conical surface Flux(90deg): 221.53 lm

%lum = 28.7%

%lamp = 28.7%

Conical surface Flux(120deg): 355.62 lm

%lum = 46.1%

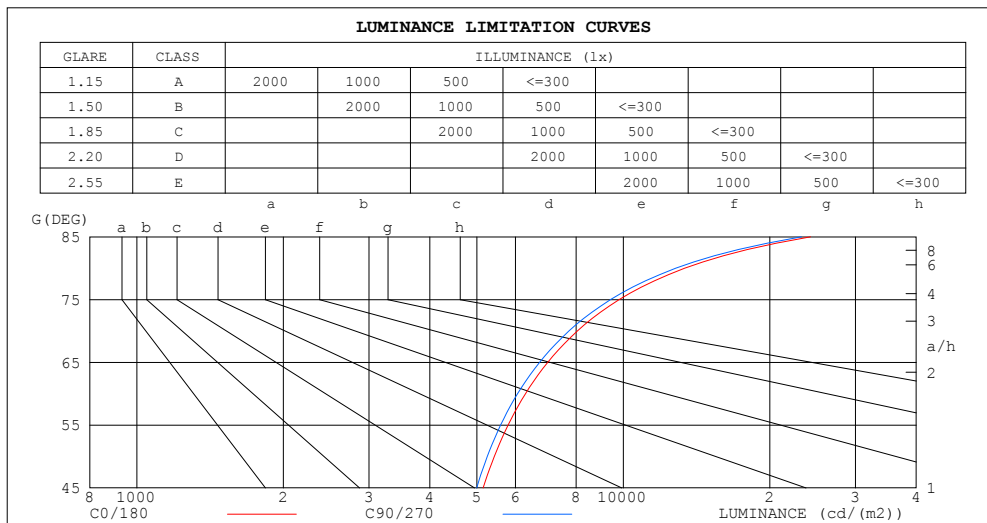
%lamp = 46.1%

C Range: 0 - 360DEG
 C Interval: 15.0DEG
 Test Speed: HIGH
 Temperature:25.3DEG
 Operators:Qin Meng
 Test Date:2025-06-27

γ Range: 0 - 180DEG
 γ Interval: 1.0DEG
 Test System:EVERFINE GO-2000B_V1 SYSTEM V2.00.421
 Humidity:65.0%
 Test Distance:7.390m [K=1.0000]
 Remarks:

LUMINANCE LIMITATION CURVES

Test:U:120.00V I:0.0640A P:7.5300W PF:0.9810 Freq:60.00Hz Lamp Flux:772.73x1 lm		
NAME:	TYPE:	WEIGHT:
SPEC.:3500K	DIM.:	SERIAL No.:
MFR.:	SUR.: ϕ 140*70mm	Shielding Angle:



LUMINANCE cd/(m2)		
G (DEG)	C0/180	C90/270
85	24247	23232
80	13367	12814
75	9807	9409
70	8045	7732
65	6993	6729
60	6293	6060
55	5796	5594
50	5429	5253
45	5148	4994

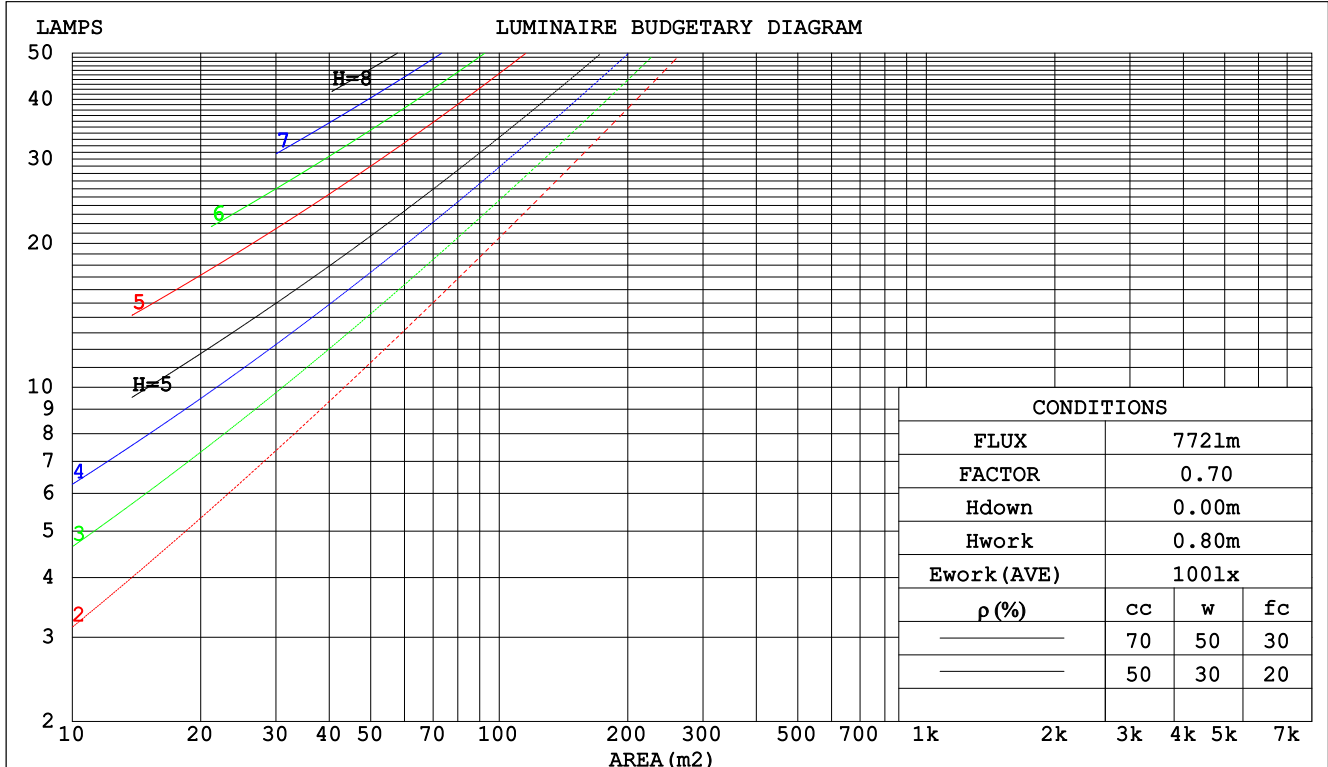
C Range: 0 - 360DEG
C Interval: 15.0DEG
Test Speed: HIGH
Temperature:25.3DEG
Operators:Qin Meng
Test Date:2025-06-27

γ Range: 0 - 180DEG
 γ Interval: 1.0DEG
Test System:EVERFINE GO-2000B_V1 SYSTEM V2.00.421
Humidity:65.0%
Test Distance:7.390m [K=1.0000]
Remarks:

CU AND LUMINAIRE BUDGETARY ESTIMATE DIAGRAM

Test:U:120.00V I:0.0640A P:7.5300W PF:0.9810 Freq:60.00Hz Lamp Flux:772.73x1 lm		
NAME:	TYPE:	WEIGHT:
SPEC.:3500K	DIM.:	SERIAL No.:
MFR.:	SUR.: ϕ 140*70mm	Shielding Angle:

ρ_{cc}	80%			70%			50%			30%			10%			0
ρ_w	50%	30%	10%	50%	30%	10%	50%	30%	10%	50%	30%	10%	50%	30%	10%	0
ρ_{fc}	20%			20%			20%			20%			20%			0
RCR	RCR:Room Cavity Ratio						Coefficients of Utilization(CU)									
0.0	1.14	1.14	1.14	1.08	1.08	1.08	.98	.98	.98	.89	.89	.89	.81	.81	.81	.77
1.0	.93	.87	.82	.89	.83	.79	.80	.76	.72	.72	.69	.66	.65	.62	.60	.56
2.0	.79	.71	.64	.75	.68	.61	.68	.62	.56	.61	.56	.52	.55	.51	.47	.44
3.0	.68	.59	.51	.65	.56	.49	.58	.51	.46	.53	.47	.42	.47	.42	.38	.35
4.0	.60	.50	.42	.57	.48	.41	.51	.44	.38	.46	.40	.35	.41	.36	.32	.29
5.0	.53	.43	.36	.50	.41	.34	.45	.38	.32	.41	.35	.30	.37	.31	.27	.24
6.0	.47	.37	.31	.45	.36	.30	.41	.33	.28	.37	.30	.25	.33	.28	.23	.21
7.0	.42	.33	.27	.40	.32	.26	.37	.29	.24	.33	.27	.22	.30	.25	.21	.18
8.0	.38	.29	.23	.37	.28	.23	.33	.26	.21	.30	.24	.20	.28	.22	.18	.16
9.0	.35	.26	.21	.33	.26	.20	.31	.24	.19	.28	.22	.18	.25	.20	.16	.14
10.0	.32	.24	.19	.31	.23	.18	.28	.21	.17	.26	.20	.16	.23	.18	.15	.13



C Range: 0 - 360DEG
C Interval: 15.0DEG
Test Speed: HIGH
Temperature:25.3DEG
Operators:Qin Meng
Test Date:2025-06-27

γ Range: 0 - 180DEG
 γ Interval: 1.0DEG
Test System:EVERFINE GO-2000B_V1 SYSTEM V2.00.421
Humidity:65.0%
Test Distance:7.390m [K=1.0000]
Remarks:

WEC AND CCEC

Test:U:120.00V I:0.0640A P:7.5300W PF:0.9810 Freq:60.00Hz Lamp Flux:772.73x1 lm					
NAME:		TYPE:		WEIGHT:	
SPEC.:3500K		DIM.:		SERIAL No.:	
MFR.:		SUR.:Φ140*70mm		Shielding Angle:	

pcc	80%			70%			50%			30%			10%			0
pw	50%	30%	10%	50%	30%	10%	50%	30%	10%	50%	30%	10%	50%	30%	10%	0
pfc	20%			20%			20%			20%			20%			0
RCR	RCR:Room Cavity Ratio						Wall Exitance Coefficients(WEC)									
0.0																
1.0	.410	.233	.074	.396	.226	.072	.369	.212	.068	.344	.199	.064	.322	.187	.060	
2.0	.348	.191	.059	.335	.185	.057	.311	.173	.054	.289	.162	.051	.268	.152	.048	
3.0	.306	.163	.049	.295	.158	.047	.273	.148	.045	.252	.138	.042	.233	.129	.040	
4.0	.274	.142	.042	.263	.138	.041	.243	.129	.039	.225	.121	.036	.207	.113	.034	
5.0	.248	.126	.037	.238	.122	.036	.220	.114	.034	.203	.107	.032	.187	.100	.030	
6.0	.226	.113	.032	.217	.110	.032	.201	.103	.030	.185	.096	.028	.171	.090	.027	
7.0	.208	.103	.029	.200	.100	.028	.185	.093	.027	.170	.087	.025	.157	.081	.024	
8.0	.192	.094	.026	.185	.091	.026	.171	.085	.024	.158	.080	.023	.145	.075	.022	
9.0	.179	.087	.024	.172	.084	.024	.159	.079	.022	.147	.074	.021	.135	.069	.020	
10.0	.167	.080	.022	.161	.078	.022	.149	.073	.021	.137	.068	.019	.127	.064	.018	

pcc	80%			70%			50%			30%			10%			0
pw	50%	30%	10%	50%	30%	10%	50%	30%	10%	50%	30%	10%	50%	30%	10%	0
pfc	20%			20%			20%			20%			20%			0
RCR	RCR:Room Cavity Ratio						Ceiling Cavity Exitance Coefficients (CCEC)									
0.0	.365	.365	.365	.312	.312	.312	.213	.213	.213	.122	.122	.122	.039	.039	.039	
1.0	.363	.331	.302	.310	.284	.260	.212	.195	.180	.122	.113	.105	.039	.036	.034	
2.0	.357	.308	.268	.305	.265	.232	.209	.184	.162	.121	.107	.095	.039	.035	.031	
3.0	.349	.292	.247	.299	.252	.214	.206	.175	.150	.119	.102	.088	.038	.033	.029	
4.0	.341	.280	.233	.293	.242	.203	.201	.169	.143	.117	.099	.084	.038	.032	.028	
5.0	.334	.270	.224	.287	.234	.195	.197	.163	.137	.114	.096	.082	.037	.031	.027	
6.0	.326	.263	.217	.280	.227	.189	.193	.159	.134	.112	.094	.079	.036	.031	.026	
7.0	.319	.256	.212	.274	.222	.185	.190	.156	.131	.110	.092	.078	.036	.030	.026	
8.0	.312	.251	.208	.269	.217	.182	.186	.153	.129	.108	.090	.077	.035	.030	.025	
9.0	.306	.246	.205	.263	.213	.179	.183	.150	.127	.106	.089	.076	.034	.029	.025	
10.0	.300	.242	.203	.258	.210	.177	.179	.148	.126	.105	.087	.075	.034	.029	.025	

C Range: 0 - 360DEG
C Interval: 15.0DEG
Test Speed: HIGH
Temperature:25.3DEG
Operators:Qin Meng
Test Date:2025-06-27

γ Range: 0 - 180DEG
γ Interval: 1.0DEG
Test System:EVERFINE GO-2000B_V1 SYSTEM V2.00.421
Humidity:65.0%
Test Distance:7.390m [K=1.0000]
Remarks:

UGR(Unified Glare Rating) Table

Test:U:120.00V I:0.0640A P:7.5300W PF:0.9810 Freq:60.00Hz Lamp Flux:772.73x1 lm											
NAME:					TYPE:			WEIGHT:			
SPEC.:3500K					DIM.:			SERIAL No.:			
MFR.:					SUR.: ϕ 140*70mm			Shielding Angle:			
ceiling/cavity	0.7	0.7	0.5	0.5	0.3	0.7	0.7	0.5	0.5	0.3	
walls	0.5	0.3	0.5	0.3	0.3	0.5	0.3	0.5	0.3	0.3	
working plane	0.2	0.2	0.2	0.2	0.2	0.2	0.2	0.2	0.2	0.2	
Room dimensions		Viewed crosswise					Viewed endwise				
x = 2H y = 2H		17.6	19.0	18.2	19.6	20.2	17.5	18.8	18.1	19.4	20.1
	3H	20.3	21.5	20.9	22.1	22.8	20.1	21.3	20.7	21.9	22.6
	4H	21.7	22.9	22.3	23.5	24.2	21.5	22.7	22.1	23.3	24.0
	6H	23.3	24.4	23.9	25.0	25.8	23.0	24.2	23.7	24.8	25.6
	8H	24.1	25.2	24.8	25.9	26.6	23.9	25.0	24.5	25.6	26.4
	12H	25.1	26.2	25.8	26.8	27.6	24.9	25.9	25.5	26.6	27.4
4H	2H	18.5	19.7	19.1	20.3	21.0	18.4	19.5	19.0	20.2	20.9
	3H	21.3	22.3	21.9	23.0	23.8	21.1	22.2	21.8	22.8	23.6
	4H	22.9	23.8	23.5	24.5	25.3	22.7	23.7	23.4	24.3	25.1
	6H	24.6	25.5	25.3	26.2	27.0	24.4	25.3	25.1	26.0	26.8
	8H	25.6	26.4	26.3	27.1	28.0	25.4	26.2	26.1	26.9	27.8
	12H	26.7	27.4	27.4	28.2	29.1	26.5	27.2	27.2	28.0	28.8
8H	4H	23.4	24.3	24.2	25.0	25.8	23.3	24.1	24.0	24.8	25.7
	6H	25.5	26.2	26.2	26.9	27.8	25.3	26.0	26.1	26.7	27.6
	8H	26.6	27.3	27.4	28.0	28.9	26.5	27.1	27.2	27.8	28.8
	12H	28.0	28.5	28.8	29.3	30.2	27.8	28.3	28.6	29.1	30.0
12H	4H	23.6	24.3	24.3	25.1	25.9	23.5	24.2	24.2	24.9	25.8
	6H	25.7	26.3	26.5	27.1	28.0	25.6	26.2	26.3	27.0	27.9
	8H	27.0	27.5	27.8	28.3	29.3	26.8	27.4	27.6	28.2	29.1
Variations with the observer position at spacings:											
S = 1.0H	+ 0.1 / - 0.1					+ 0.1 / - 0.1					
1.5H	+ 0.2 / - 0.3					+ 0.2 / - 0.3					
2.0H	+ 0.3 / - 0.4					+ 0.3 / - 0.4					

CIE Pub.117, 772.0 lm Total Lamp Luminous Flux Corrected (8log(F/F0) = -0.9)
Area: 0.030788 m2

C Range: 0 - 360DEG
C Interval: 15.0DEG
Test Speed: HIGH
Temperature:25.3DEG
Operators:Qin Meng
Test Date:2025-06-27

γ Range: 0 - 180DEG
 γ Interval: 1.0DEG
Test System:EVERFINE GO-2000B_V1 SYSTEM V2.00.421
Humidity:65.0%
Test Distance:7.390m [K=1.0000]
Remarks:

UTILIZATION FACTORS TABLE

Test:U:120.00V I:0.0640A P:7.5300W PF:0.9810 Freq:60.00Hz Lamp Flux:772.73x1 lm		
NAME:	TYPE:	WEIGHT:
SPEC.:3500K	DIM.:	SERIAL No.:
MFR.:	SUR.:Φ140*70mm	Shielding Angle:

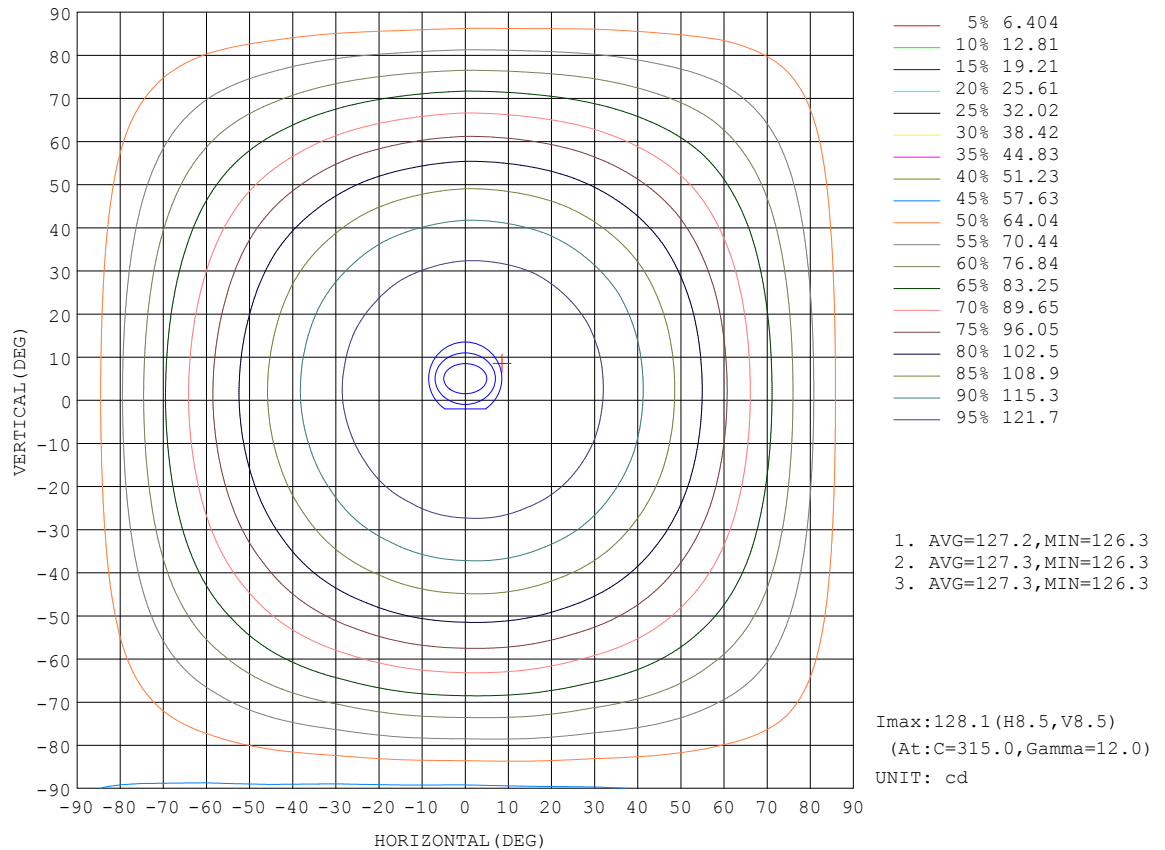
REFLECTANCE										
Ceiling	0.8	0.8	0.8	0.7	0.7	0.7	0.5	0.5	0.5	0
Walls	0.7	0.5	0.3	0.7	0.5	0.3	0.7	0.5	0.3	0
Working plane	0.2	0.2	0.2	0.2	0.2	0.2	0.2	0.2	0.2	0
ROOM INDEX	UTILIZATION FACTORS (PERCENT) $k(RI) \times RCR = 5$									
$k = 0.60$	44	32	24	43	31	24	41	30	24	17
0.80	53	40	32	52	39	31	49	37	30	22
1.00	61	47	39	59	46	38	55	47	37	27
1.25	68	54	45	65	53	44	61	50	43	32
1.50	73	60	51	70	58	50	65	55	47	36
2.00	80	69	60	77	66	58	71	62	55	42
2.50	85	74	66	82	71	64	75	66	60	46
3.00	89	79	71	85	76	69	78	70	64	50
4.00	94	85	78	90	82	75	82	76	70	54
5.00	97	90	83	93	86	80	84	79	74	58
ROOM INDEX	UF(total)									Direct
According to DIN EN 13032-2 2004			Suspended					SHRNOM = 1.25		

C Range: 0 - 360DEG
C Interval: 15.0DEG
Test Speed: HIGH
Temperature:25.3DEG
Operators:Qin Meng
Test Date:2025-06-27

γ Range: 0 - 180DEG
 γ Interval: 1.0DEG
Test System:EVERFINE GO-2000B_V1 SYSTEM V2.00.421
Humidity:65.0%
Test Distance:7.390m [K=1.0000]
Remarks:

ISOCANDELA DIAGRAM

Test:U:120.00V I:0.0640A P:7.5300W PF:0.9810 Freq:60.00Hz Lamp Flux:772.73x1 lm		
NAME:	TYPE:	WEIGHT:
SPEC.:3500K	DIM.:	SERIAL No.:
MFR.:	SUR.: ϕ 140*70mm	Shielding Angle:

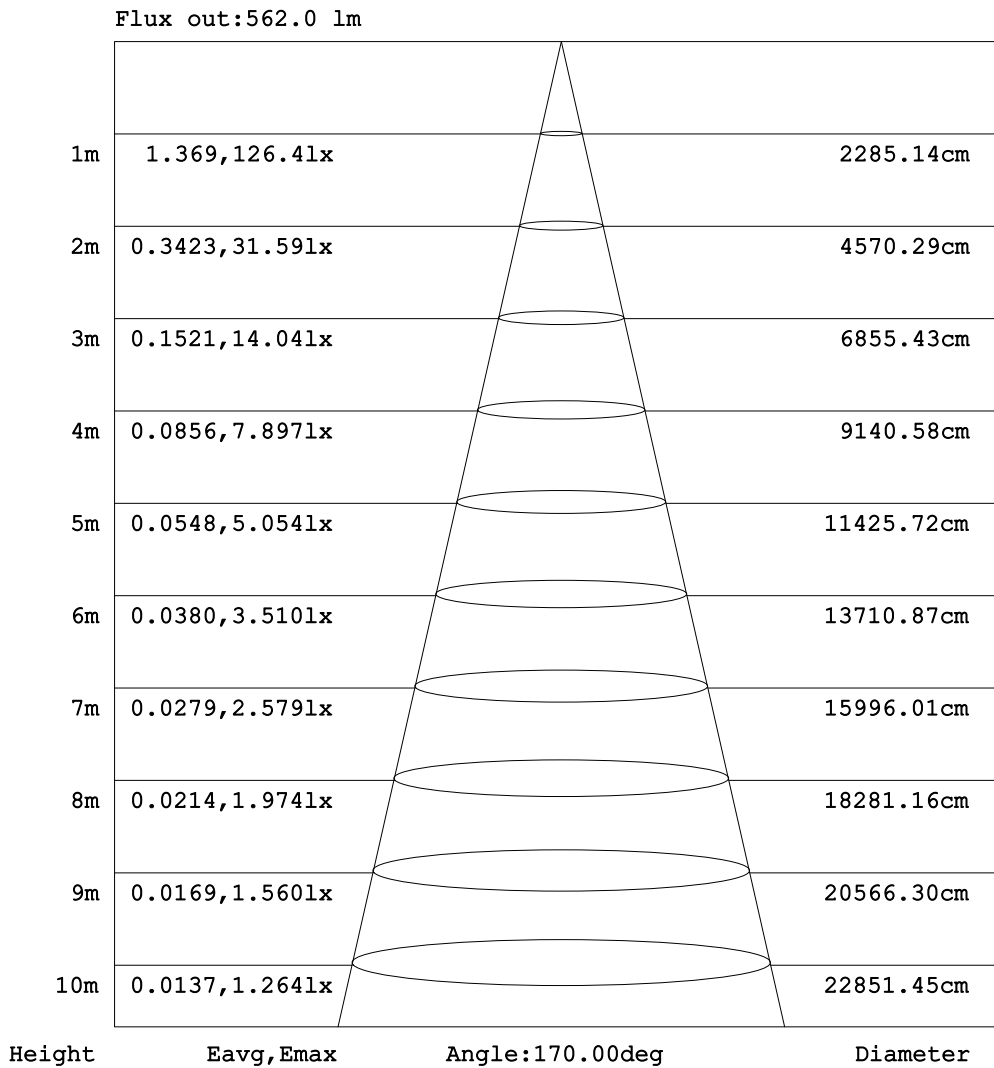


C Range: 0 - 360DEG
C Interval: 15.0DEG
Test Speed: HIGH
Temperature:25.3DEG
Operators:Qin Meng
Test Date:2025-06-27

γ Range: 0 - 180DEG
 γ Interval: 1.0DEG
Test System:EVERFINE GO-2000B_V1 SYSTEM V2.00.421
Humidity:65.0%
Test Distance:7.390m [K=1.0000]
Remarks:

AAI Figure

Test:U:120.00V I:0.0640A P:7.5300W PF:0.9810 Freq:60.00Hz Lamp Flux:772.73x1 lm		
NAME:	TYPE:	WEIGHT:
SPEC.:3500K	DIM.:	SERIAL No.:
MFR.:	SUR.:Φ140*70mm	Shielding Angle:



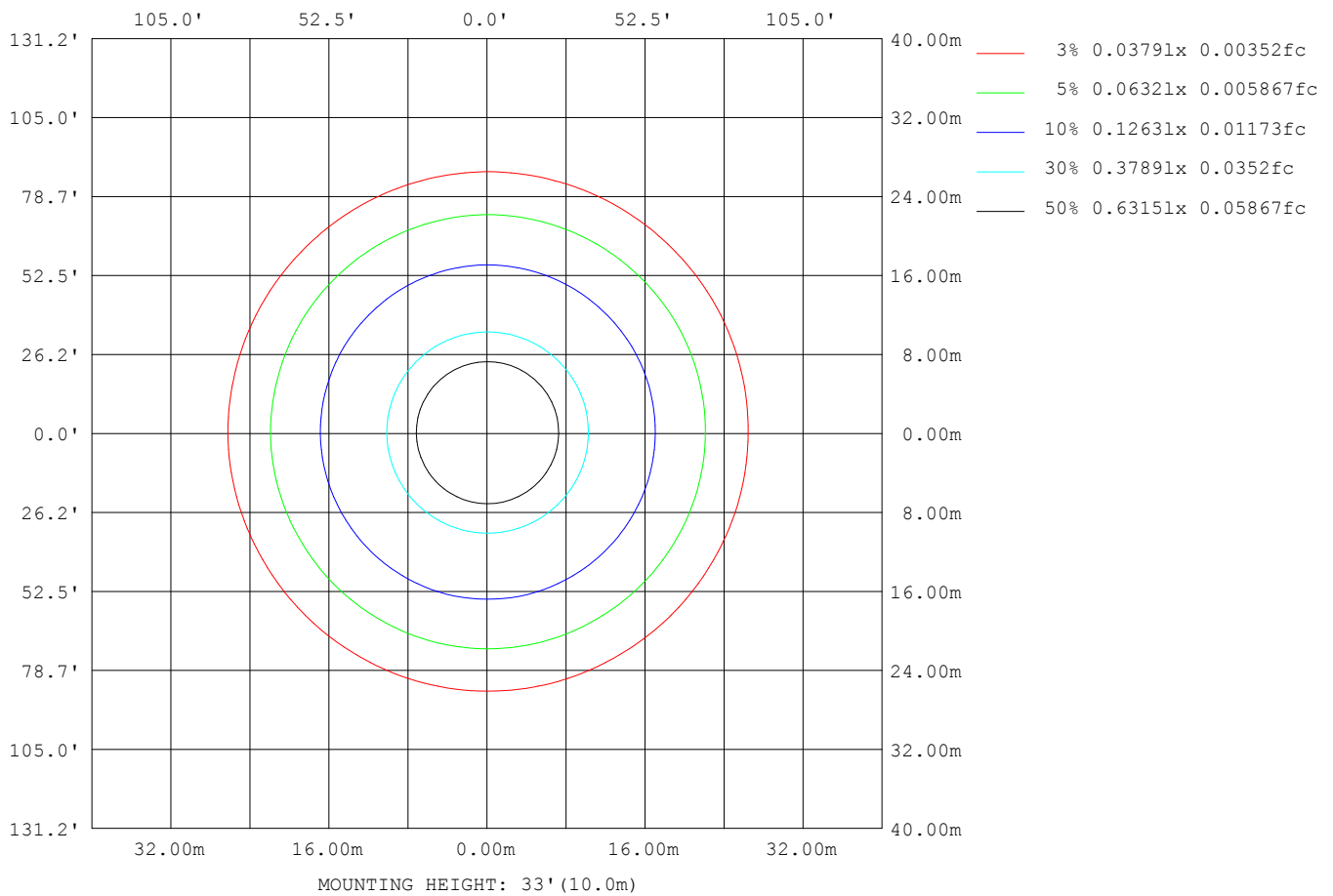
Note:The Curves indicate the illuminated area and the average illumination when the luminaire is at different distance.

C Range: 0 - 360DEG
C Interval: 15.0DEG
Test Speed: HIGH
Temperature:25.3DEG
Operators:Qin Meng
Test Date:2025-06-27

γ Range: 0 - 180DEG
γ Interval: 1.0DEG
Test System:EVERFINE GO-2000B_V1 SYSTEM V2.00.421
Humidity:65.0%
Test Distance:7.390m [K=1.0000]
Remarks:

ISOLUX DIAGRAM

Test:U:120.00V I:0.0640A P:7.5300W PF:0.9810 Freq:60.00Hz Lamp Flux:772.73x1 lm		
NAME:	TYPE:	WEIGHT:
SPEC.:3500K	DIM.:	SERIAL No.:
MFR.:	SUR.:Φ140*70mm	Shielding Angle:



C Range: 0 - 360DEG
C Interval: 15.0DEG
Test Speed: HIGH
Temperature:25.3DEG
Operators:Qin Meng
Test Date:2025-06-27

γ Range: 0 - 180DEG
γ Interval: 1.0DEG
Test System:EVERFINE GO-2000B_V1 SYSTEM V2.00.421
Humidity:65.0%
Test Distance:7.390m [K=1.0000]
Remarks:

LED Avg.L Report

Test:U:120.00V I:0.0640A P:7.5300W PF:0.9810 Freq:60.00Hz Lamp Flux:772.73x1 lm		
NAME:	TYPE:	WEIGHT:
SPEC.:3500K	DIM.:	SERIAL No.:
MFR.:	SUR.: ϕ 140*70mm	Shielding Angle:

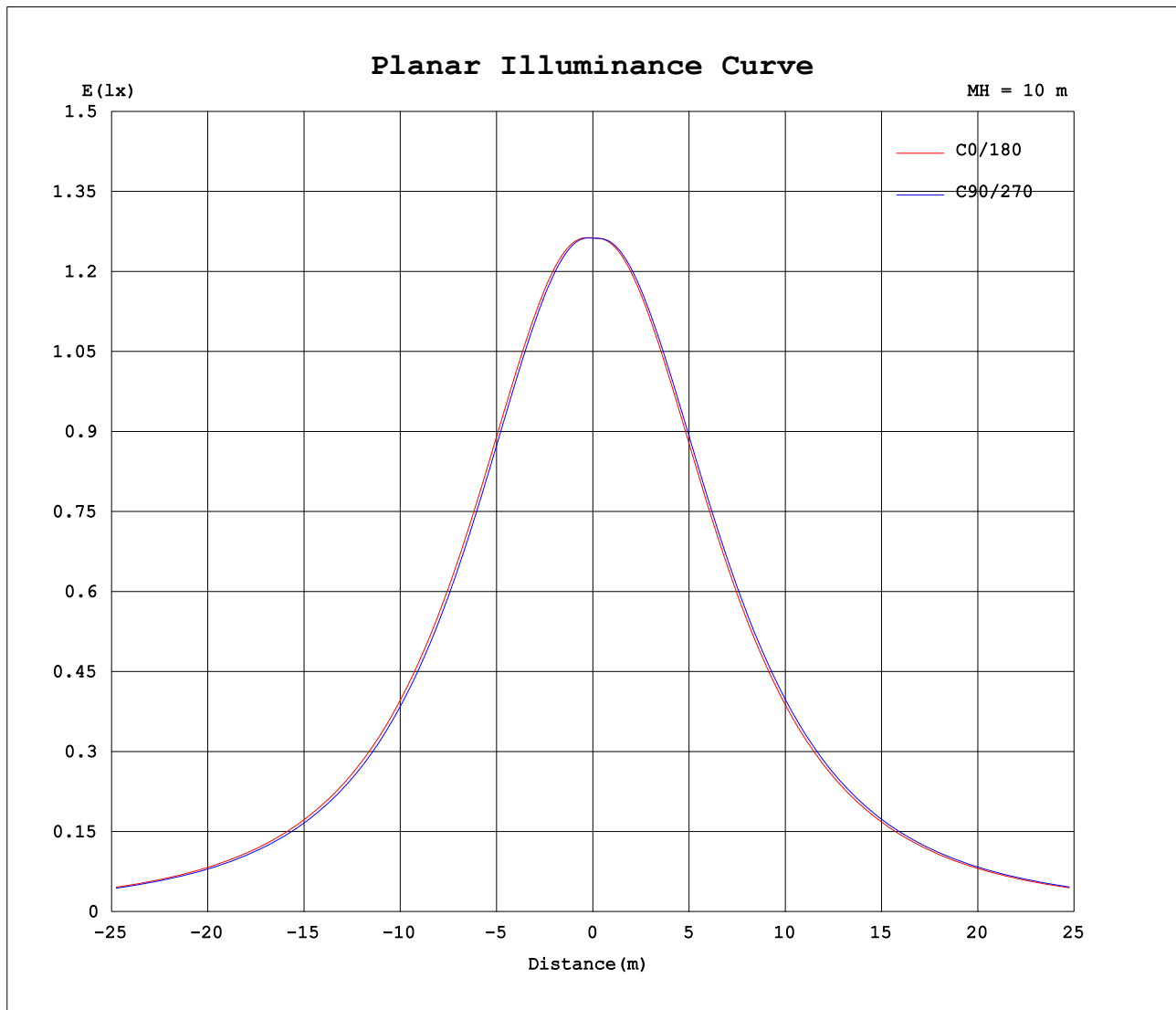
AvgL	cd/m2
L_0~180 (65) av	6904
L_0~180 (75) av	9690
L_0~180 (85) av	23947
L_90~270 (65) av	6884
L_90~270 (75) av	9653
L_90~270 (85) av	23832
L_45 (65) av	6855
L_45 (75) av	9625
L_45 (85) av	23883

Standard: GB/T 29293-2012

C Range: 0 - 360DEG
C Interval: 15.0DEG
Test Speed: HIGH
Temperature:25.3DEG
Operators:Qin Meng
Test Date:2025-06-27

γ Range: 0 - 180DEG
 γ Interval: 1.0DEG
Test System:EVERFINE GO-2000B_V1 SYSTEM V2.00.421
Humidity:65.0%
Test Distance:7.390m [K=1.0000]
Remarks:

Planar Illuminance Curve



C Range: 0 - 360DEG
C Interval: 15.0DEG
Test Speed: HIGH
Temperature: 25.3DEG
Operators: Qin Meng
Test Date: 2025-06-27

γ Range: 0 - 180DEG
 γ Interval: 1.0DEG
Test System: EVERFINE GO-2000B_V1 SYSTEM V2.00.421
Humidity: 65.0%
Test Distance: 7.390m [K=1.0000]
Remarks:

LUMINOUS DISTRIBUTION INTENSITY DATA

Test:U:120.00V I:0.0640A P:7.5300W PF:0.9810 Freq:60.00Hz Lamp Flux:772.73x1 lm		
NAME:	TYPE:	WEIGHT:
SPEC.:3500K	DIM.:	SERIAL No.:
MFR.:	SUR.:Φ140*70mm	Shielding Angle:

Table--1

UNIT: cd

C (DEG) γ (DEG)	0	15	30	45	60	75	90	105	120	135	150	165	180	195	210	225	240	255	270
0	126	126	126	126	126	126	126	126	126	126	126	126	126	126	126	126	126	126	126
5	127	127	127	127	127	127	127	127	127	127	127	127	127	127	127	127	127	127	127
10	128	128	127	127	127	127	127	127	127	127	127	127	127	127	127	128	128	128	128
15	128	127	127	127	127	126	126	126	126	126	126	126	127	127	127	127	127	128	128
20	127	126	126	126	125	125	125	125	125	125	125	125	125	126	126	126	126	127	127
25	125	125	124	124	123	123	123	123	123	123	123	123	123	124	124	124	125	125	125
30	123	122	122	121	121	120	120	120	120	120	120	120	121	121	122	122	122	123	123
35	120	119	119	118	118	117	117	117	117	117	117	117	118	118	119	119	119	120	120
40	116	116	115	114	114	113	113	113	113	113	113	113	114	114	115	115	116	116	117
45	112	112	111	110	109	109	109	109	108	108	108	109	110	110	111	111	112	112	113
50	107	107	106	105	105	104	104	104	104	104	104	104	105	105	106	106	107	107	108
55	102	102	101	100	99.4	99.2	98.8	98.6	98.3	98.4	98.5	99.1	99.8	100	101	101	102	102	103
60	96.9	96.2	95.2	94.5	93.8	93.7	93.3	93.1	92.7	92.8	92.9	93.6	94.4	94.6	95.3	95.6	96.3	96.8	97.4
65	91.0	90.3	89.2	88.6	87.9	87.8	87.5	87.3	86.9	87.0	87.1	87.9	88.7	88.8	89.4	89.7	90.4	90.9	91.6
70	84.7	84.2	83.0	82.4	81.7	81.8	81.4	81.3	80.8	80.9	81.0	81.9	82.6	82.8	83.2	83.5	84.2	84.8	85.4
75	78.1	77.7	76.6	76.0	75.3	75.4	75.0	75.0	74.5	74.7	74.8	75.6	76.3	76.4	76.9	77.1	77.8	78.3	78.9
80	71.5	71.1	70.2	69.7	69.0	68.9	68.5	68.5	68.2	68.5	68.5	69.1	69.8	69.9	70.5	70.7	71.3	71.6	72.1
85	65.1	64.7	64.0	63.5	62.9	62.7	62.3	62.4	62.2	62.4	62.5	62.9	63.5	63.7	64.2	64.4	64.9	65.1	65.6
90	59.2	58.9	58.3	57.9	57.4	57.1	56.8	56.8	56.7	57.0	57.0	57.3	57.8	58.0	58.5	58.6	59.0	59.2	59.6
95	54.1	53.8	53.3	52.9	52.4	52.3	52.0	52.0	51.9	52.1	52.1	52.4	52.8	53.0	53.3	53.5	53.8	54.0	54.3
100	48.5	48.5	48.6	48.4	47.9	47.2	47.0	46.8	47.5	47.6	47.6	47.1	47.8	47.8	48.8	48.9	49.2	48.4	49.1
105	40.5	41.6	44.1	43.9	43.5	40.5	40.0	39.6	43.0	43.3	43.2	39.7	40.7	40.9	44.3	44.4	44.5	40.6	41.6
110	31.2	34.3	39.4	39.6	38.9	33.6	32.4	32.1	38.2	39.1	38.5	32.5	32.7	34.0	39.6	40.0	39.5	32.8	33.4
115	21.8	28.4	34.4	35.4	34.2	28.4	25.3	26.9	33.2	34.8	33.6	27.5	25.7	28.6	34.8	35.7	34.2	27.5	25.8
120	17.8	23.5	29.6	31.2	29.5	24.2	22.3	23.2	28.4	30.5	28.8	23.7	22.7	24.5	30.0	31.3	29.2	23.7	22.8
125	14.5	19.5	25.0	27.0	25.1	20.9	19.7	20.0	23.9	26.3	24.4	20.5	20.2	21.1	25.5	27.0	24.6	20.6	20.4
130	12.2	16.2	20.9	22.8	21.1	17.9	17.1	17.2	19.9	22.0	20.3	17.7	17.6	18.1	21.3	22.7	20.6	17.8	18.0
135	10.4	13.6	17.3	18.8	17.4	15.1	14.6	14.6	16.4	18.0	16.7	15.1	15.1	15.4	17.6	18.7	17.1	15.3	15.4
140	9.10	11.6	14.0	15.2	14.0	12.5	12.1	12.2	13.3	14.4	13.5	12.6	12.7	12.9	14.3	15.0	14.0	12.8	12.9
145	8.07	9.75	11.1	11.9	11.1	10.1	9.84	9.88	10.6	11.1	10.7	10.3	10.4	10.5	11.3	11.6	11.2	10.5	10.4
150	7.09	7.85	8.66	8.99	8.53	7.99	7.75	7.72	8.10	8.34	8.23	8.07	8.29	8.32	8.66	8.71	8.74	8.25	8.08
155	5.61	5.84	6.42	6.49	6.26	6.03	5.83	5.77	5.88	5.93	5.98	6.03	6.24	6.22	6.33	6.29	6.37	6.06	5.93
160	4.02	4.23	4.40	4.36	4.25	4.21	4.07	3.97	3.87	3.82	3.88	4.05	4.21	4.11	4.14	4.05	4.17	4.00	3.99
165	2.40	2.48	2.58	2.51	2.41	2.50	2.45	2.33	2.12	1.96	1.93	2.02	2.18	1.95	2.03	1.93	2.11	2.14	2.23
170	0.82	0.91	0.93	0.93	0.84	0.73	0.70	0.67	0.50	0.29	0.23	0.27	0.27	0.18	0.14	0.18	0.37	0.52	0.61
175	0.00	0.00	0.00	0.00	0.00	0.00	0.00	0.00	0.00	0.00	0.00	0.00	0.00	0.00	0.00	0.00	0.00	0.00	0.00
180	0.00	0.00	0.00	0.00	0.00	0.00	0.00	0.00	0.00	0.00	0.00	0.00	0.00	0.00	0.00	0.00	0.00	0.00	0.00

C Range: 0 - 360DEG
C Interval: 15.0DEG
Test Speed: HIGH
Temperature:25.3DEG
Operators:Qin Meng
Test Date:2025-06-27

γ Range: 0 - 180DEG
γ Interval: 1.0DEG
Test System:EVERFINE GO-2000B_V1 SYSTEM V2.00.421
Humidity:65.0%
Test Distance:7.390m [K=1.0000]
Remarks:

LUMINOUS DISTRIBUTION INTENSITY DATA

Test:U:120.00V I:0.0640A P:7.5300W PF:0.9810 Freq:60.00Hz Lamp Flux:772.73x1 lm		
NAME:	TYPE:	WEIGHT:
SPEC.:3500K	DIM.:	SERIAL No.:
MFR.:	SUR.:Φ140*70mm	Shielding Angle:

Table--2

UNIT: cd

C (DEG) γ (DEG)	285	300	315	330	345														
0	126	126	126	126	126														
5	127	127	127	127	127														
10	128	128	128	128	128														
15	128	128	128	128	128														
20	127	127	127	127	127														
25	125	126	126	126	125														
30	123	123	123	123	123														
35	120	121	121	121	120														
40	117	117	117	117	117														
45	113	113	113	113	113														
50	108	108	108	108	108														
55	103	103	103	103	103														
60	97.5	97.6	97.6	97.8	97.5														
65	91.6	91.7	91.6	91.8	91.6														
70	85.3	85.4	85.4	85.6	85.3														
75	78.8	79.0	78.9	79.1	78.8														
80	72.1	72.4	72.4	72.6	72.2														
85	65.6	66.0	66.0	66.1	65.8														
90	59.7	60.0	60.0	60.2	59.9														
95	54.4	54.7	54.8	54.9	54.6														
100	49.1	49.9	49.9	49.9	48.7														
105	42.4	45.3	45.2	44.5	40.8														
110	35.6	40.6	40.5	38.4	31.6														
115	30.0	35.8	35.7	32.1	24.4														
120	25.5	30.9	30.9	26.3	19.3														
125	21.9	26.3	26.4	21.5	14.9														
130	18.6	22.0	22.2	17.6	12.5														
135	15.6	17.9	18.4	14.5	10.7														
140	12.7	13.8	14.8	11.9	9.30														
145	10.2	10.4	11.0	9.86	8.02														
150	8.15	7.63	7.31	7.49	6.14														
155	6.04	5.51	4.86	4.65	4.81														
160	3.92	4.04	3.28	3.07	3.09														
165	2.02	2.20	2.14	1.96	1.80														
170	0.52	0.43	0.54	0.72	0.83														
175	0.00	0.00	0.00	0.00	0.00														
180	0.00	0.00	0.00	0.00	0.00														

C Range: 0 - 360DEG
C Interval: 15.0DEG
Test Speed: HIGH
Temperature:25.3DEG
Operators:Qin Meng
Test Date:2025-06-27

γ Range: 0 - 180DEG
γ Interval: 1.0DEG
Test System:EVERFINE GO-2000B_V1 SYSTEM V2.00.421
Humidity:65.0%
Test Distance:7.390m [K=1.0000]
Remarks: